


PIERCE®

PULLING FOR YOU

OWNER'S MANUAL
CATTLE SIREN
PS093



REGISTER YOUR PRODUCT!

We want to serve you.
Please register your product at
www.piercearrowinc.com/warranty/product-registration

Why register?

- product updates via email
- maintenance reminders via email
- quick technical service help if you encounter a problem

SPECIFICATIONS

Application	Calling in cattle with a loud siren.		
Product Dimensions	4.5" x 4.5" x 6.33"	Material Type	steel
Duty Cycle	10 mins.	Decibel Level	135 dB
Warranty	2 years	Draw	96W / 8 - 25 amp

USER WARNING

- Extended use over long periods of time shortens the life of the cattle siren. Designed to be used with the toggle switch.
- When exposed to the elements, do not install upside-down or water will collect within the siren and your warranty will be voided. Covered cake feeders are the exception (as long as the siren will be hidden from the elements).

FAQ

What's the difference between the PS092BE and the PS093 heavy duty siren?

We improved the structural integrity of the bracket and added an environmentally sealed connector.

Do I have to buy a wiring kit?

A wiring kit is available for ease of installation. Some customers already have 16 gauge two-way wire, terminals, switches and breakers. Some don't have those parts on hand so we created the kit. The part number for the wiring kit is PCHKD.

How loud is the cattle siren?

There are a number of variables to consider when answering this question. Wind, weather, terrain, and other factors will contribute to how far the sound travels. The heavy duty siren sounds in at 135 db. To give you an idea of how loud that is standing a few feet away from a power mower comes in at 107 db while a jet engine from 100 feet away is 140 db.

HEAVY DUTY CATTLE SIREN (PS093)

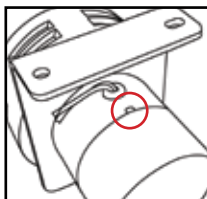


AVAILABLE PCHKD WIRING KIT

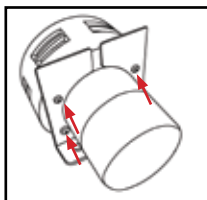


- (2) 3/8" Ring Terminal
- (2) 1/4" Push-On Terminal
- (1) 2-Pin Connector
- (1) On-Off Switch
- (2) #10 Ring Terminal
- (1) 25 amp Breaker
- (1) 1.6 gauge Wire, 15' long with Connector, Red and Black

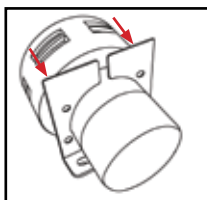
DRAIN NOTE



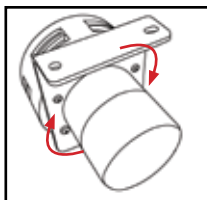
The moisture drain is located on the bottom of the cattle siren, and **must be facing downwards** to prevent moisture from accumulating.



To rotate mounting bracket for upside down mounting remove the four philips head screws.



Pull bracket back.



Rotate bracket and bolt back into place. This will allow the moisture drain to remain facing downwards.

INSTALLATION

- **Step 1:** Bolt the cattle siren to a flat surface such as a headache rack or under the hood using (2) 1/4" bolts or (2) #12 self tapping screws.
- **Step 2:** Plug the male end to the female end of the connectors.
- **Step 3:** Mount the On-Off switch in the truck's cab.
- **Step 4:** Mount breaker near the battery using #10 screws.
- **Step 5:** Run black wire to negative battery terminal.
- **Step 6A:** Run the red wire to the toggle switch and connect with push on connectors.
- **Step 6B:** Run the red wire from the switch to the breaker with the small terminals.
- **Step 6C:** Run the red wire from the breaker to the positive battery terminal, with the large terminal.
- **NOTE:** For installation with existing wiring, simply cut off connector and splice in your wiring.

LIMITED WARRANTY

Pierce Arrow Inc. warrants that the goods, equipment, and merchandise manufactured by Pierce Arrow Inc. are free from defects in material and workmanship. The limited warranty includes replacement or repair of defective mechanical and electrical parts for a period of two years from the date of shipment by Pierce Arrow Inc.

OBTAINING WARRANTY SERVICE

Pierce Arrow Inc. must be notified of any defect before repair or replacement may be granted. The merchandise must be delivered by the purchaser to Pierce Arrow Inc. in Henrietta, Texas at the purchaser's expense. Any repairs not made by Pierce Arrow Inc. are not covered by the limited warranty and are the responsibility of the purchaser.

Pierce Arrow Inc. reserves the right to repair or replace defective parts or products in its sole discretion. The cost of any repairs not covered by the warranty will be charged to the purchaser.

EXCLUSIONS

All Pierce products are manufactured for a specific intended purpose. The Pierce Arrow Inc. limited warranty does not cover, and Pierce Arrow Inc. is not liable for, damage arising from any use other than the specific intended use of each product.

All coolers manufactured by Pierce are warranted for general cooling, and are not guaranteed to produce cooling sufficient for any specific purpose or for specific temperature. Pierce is not liable for any injury or damage arising from insufficiently cooled objects placed in the cooler, including but not limited to medications and perishables.

The Pierce Arrow Inc. limited warranty does not cover:

- Ongoing maintenance parts or repair due to normal wear and tear, and
- Any change or defect due to accident, misuse or any use for which the equipment was not intended, improper or unauthorized repair, failure to provide regular maintenance, and deterioration due to weather or road conditions.

Purchasers should consult their owner's manual for safety, installation, operation, and maintenance guidelines.

The Pierce Arrow Inc. limited warranty does not cover purchaser's cost of labor, transportation, shipping damages, installation or removal costs, down time, loss of profit or goodwill, or any other special, incidental, indirect, or consequential damages, concerning

or related to any product or part, whether based upon negligence, strict liability, breach of contract, breach of warranty, misrepresentation, or any other legal theory.

Merchandise manufactured by Pierce Arrow Inc. is not designed or intended for the movement of people and are not to be used in the operation of elevators or other improper uses. Any improper use of the product may void the warranty.

OTHER MANUFACTURERS' WARRANTIES

Pierce Arrow Inc. makes no warranty, expressed or implied, to finished products manufactured or supplied by other manufacturers, and sold by Pierce Arrow Inc. to the purchaser, including but not limited to, any vehicle to which our product is affixed and any accessories. Such merchandise is subject to the manufacturer's warranty only, which will be provided upon request.

CONDITIONS OF SALE

When placing an order with Pierce Arrow Inc., the terms and conditions provided for payment, shipping, delivery and claims create an agreement between the purchaser and Pierce Arrow Inc. The agreement is to be performed in Clay County, Texas.

RETURNS: No returns are accepted without prior authorization. All items must be returned in their entirety. Please contact a sales representative for authorization. Upon authorization, returns must be shipped freight prepaid and may be subject to a 15% restocking fee. Please do not send returns COD. No returns will be accepted later than 30 days from the date of invoice.

DAMAGED GOODS: Pierce Arrow Inc. is not responsible for, and has no liability for:

- Damage arising during shipment
- Any change or defect due to accident, misuse or any use for which the equipment was not intended, improper or unauthorized repair, failure to provide regular maintenance, and deterioration due to weather or road conditions.

CLAIMS: Claims for breakage or damages during shipment must be made to the carrier at the time of delivery. If a signature is required, you must notify the driver and sign that there was damage. You must notify Pierce Arrow Inc. of the damage promptly so that a claim can be filed.