



# BUCHER PUMP to TWO-WAY TOGGLE SWITCH

# PIERCE

Pierce Arrow Inc. • [www.piercearrowinc.com](http://www.piercearrowinc.com) • 1-800-658-6301  
549 U.S. HWY 287 S. • Henrietta, Texas 76365

PM319 Bucher Pump

PS525 Two-Way Toggle Switch



CATEGORY

PUMP

PART NO.

PM319 to PS525

## PRODUCT DESCRIPTION

Bucher Pump to Two-Way Toggle Switch





## WIRING DESCRIPTION

This chart depicts wiring from a Bucher PM319 pump to the PS525 two-way toggle switch.

NOTE: Place breaker as close to battery as install allows. Use #4 gauge cable for all connections. Use a 5/16-18" x 3/4" bolt for the ground connection.

## WIRING CHART

Connect the wires to the corresponding signs.

-  POSITIVE (red #4 cable + brown wire)
-  NEGATIVE (black #4 cable)
-  DOWN (yellow)
-  UP (green)